



Lawrence County Engineer

Patrick D. Leighty, PE, PS

*Lawrence County Courthouse
111 South 4th Street, Ironton, Ohio 45638*

*Highway Maintenance Garage 740-532-3436
Engineer's Office 740-533-4317
www.lawrencecountyengineer.org*

Mailbox Installation and Damage Replacement Policy

Mailboxes represent obstructions within road right-of-way and hazards to the traveling public and the Lawrence County Engineer encourages mailbox installations which minimize the hazard to the traveling public.

Section 5547 of the Ohio Revised Code provides for the removal of obstructions within the county highway system rights-of-way further, the Federal Highway Administration has adopted the following standards for rural mailboxes. Mailboxes not in compliance with these standards are a safety hazard and an obstruction to the safe use of the highway and should be removed.

Requirements for Installation of Mailboxes

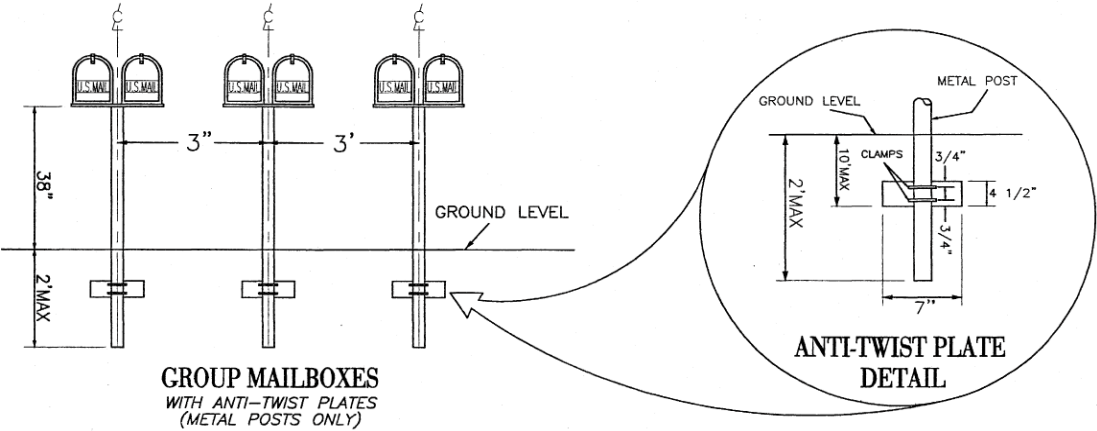
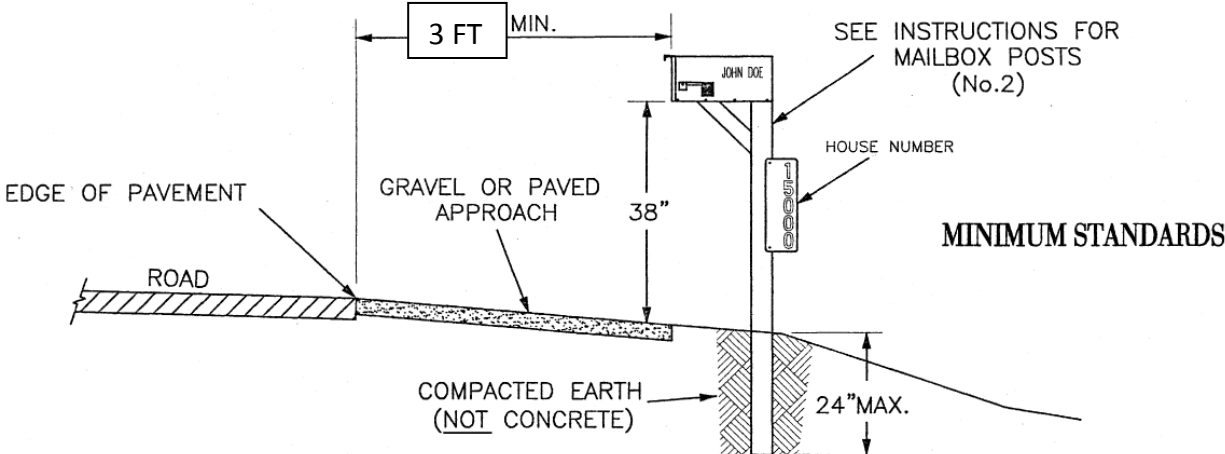
All mailbox units, attachments, decals, supports and installation thereof are to be in strict accordance with United States Postal regulations and in compliance with the following specifications and standard drawings.

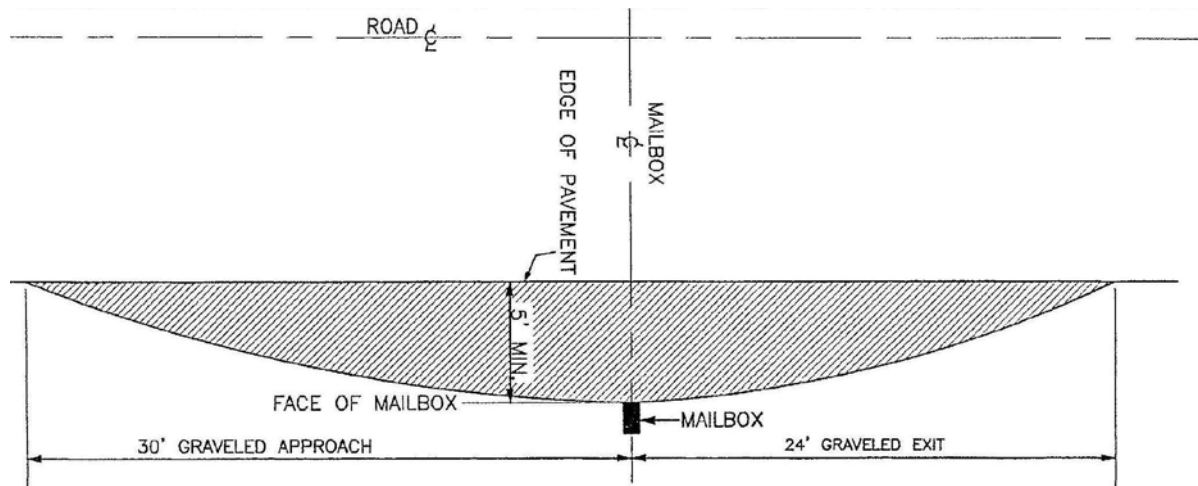
1. The mailbox unit shall be constructed entirely of plastic and/or lightweight galvanized steel attached to the support unit with sufficient strength to prevent the box from separating from the post top if struck by a vehicle.
2. The support structure (post) shall be either a wooden post (no larger than 4 inch x 4 inch square or 4 1/2 inch diameter round) or a metal post with a strength no greater than a 2 inch diameter standard strength steel pipe (with a weight not in excess of 2.6 lbs. per foot). No support structure shall be embedded more than 24 inches into the ground. A metal post shall not be fitted with an anchor plate, but it may have an anti-twist device that extends no more than 10 inches below the ground surface. Mailbox supports shall not be set in concrete.
3. The unit shall be placed at an offset from the edge of the pavement so that the roadside face of the mailbox is no closer than 3' from the edge of the traveled lane. When a

mailbox is installed in the vicinity of existing guardrail, it shall be placed behind the guardrail unless otherwise approved by the County Engineer, by permit.

4. Multiple mailbox units of more than two boxes shall not be mounted on one support. However, lightweight newspaper boxes may be mounted below the mailbox on the side of the mailbox support. Multiple posts shall be placed no less than three feet apart, by permit.
5. Designs not described in this brochure will be acceptable only if written approval is granted by the County Engineer's Office.
6. The owner shall assume responsibility for and shall hold Lawrence County harmless and defend any and all claims for personal injury and property damages that might be brought as a result of this work.
7. Mailboxes placed two feet behind curbs on subdivision streets with 25 m.p.h. speed limits are exempt from the previously stated requirements.
8. Brick or Stone Mailboxes are only permitted outside the right of way.

Standard Drawings





Mailbox Damage Replacement Policy

Mailboxes are sometimes struck by County Highway Maintenance Vehicles such as snowplows and mowers. However, it is usually the snow coming off a plow that actually causes damage to the mailbox, sometimes making the box inaccessible to the Postal Service. If you believe your mailbox was damaged by County Highway Maintenance Vehicles call the Highway Maintenance Facility at (740) 532-3436. A Highway Department representative will take your address information and dispatch someone to visit your property in order to validate your claim. Our current policy regarding mailbox repair/replacement is:

When a mailbox is directly damaged during snow removal or mower operations, the County Highway Maintenance Department will:

1. Repair, if possible

OR

2. Replace with a standard mailbox and post,

OR

3. Compensate the owner for damage. Maximum compensation is \$25.00 for the cost of the material including a standard box and post. If the owner chooses cash compensation, the owner is responsible for the repair of or installation of, the new mailbox/post.

The repairs and/or replacement of a mailbox/post by the Highway Department may take several days depending on storm conditions and workload.

Lawrence County Highway Maintenance Department will replace damaged mailboxes only when the damage is due to a county Highway Maintenance Vehicle, such as a snowplow or mower striking the mailbox. Lawrence County Highway Maintenance Department will erect only a standard issue mailbox and post as a replacement.

The Lawrence County Highway Maintenance Department will not replace damage mailboxes when the damage is due to the force of snow thrown at a mailbox by a county snowplow or when the property owner has not mowed within 5 feet of each side of the mailbox if damaged by a mower. After inspection, Lawrence County Highway Maintenance Department reserves the right to refuse to replace any damaged mailbox when, in Lawrence County's opinion, it does not appear the vehicle, snowplow or mower was operated in a negligent manner.

All Damage Claims must be reported immediately after the occurrence in order to be eligible.

**Caution about Mailboxes, signs, trees, shrubs
and other items placed on the County Right of Way**

Following are excerpts from a 1992 Ohio Supreme Court ruling:

“ WHERE AN ABUTTING LANDOWNER OR OCCUPIER USES THE HIGHWAY RIGHT-OF- WAY IN A MANNER INCONSISTENT WITH A HIGHWAY PURPOSE, AND WHERE SUCH USEAGE CONSTITUTES AN UNREASONABLE HAZARD TO USERS OF THE HIGHWAY, THE LANDOWNER OR OCCUPIER MAY BE LIABLE FOR DAMAGES APPROXIMATELY CAUSED BY THE IMPROPER USE OF THE RIGHT-OF-WAY.”

“A LANDOWNER OR OCCUPIER IS UNDER OBLIGATION TO KNOW THE BOUNDARIES OF THE PROPERTY. THE BORDER OF THE RIGHT-OF-WAY IS A BOUNDARY LINE LIKE ANY OTHER.”

To reduce the liability exposure of landowners or occupiers of land and Lawrence County, we have an obligation to inform you that anything which you cause to be placed, or cause to remain, on the right-of-way could be the cause of legal action being brought against you. If you currently have such items as fences, trees, shrubs, stones or any other obstructions on the right-of-way, you should make arrangements to have them removed.

As adopted by the Lawrence County Engineer's Office the 1st day of September 2011.

Patrick D. Leighty, PE, PS
Lawrence County Engineer